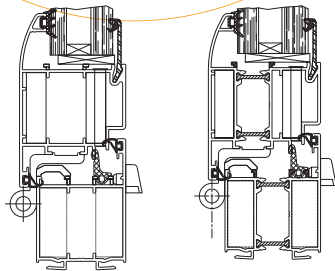


Aluminium
+ glass
structure

OTF

Smoke vents range

NSHEV conforms to NF EN 12101-2 and NFS 61 937-1



Standard profile

Profile with thermal bridge



CE

NSHEV wall mounted opening frame tailor made which respects the architecture.

DESCRIPTION

- OTF of SOUCHIER are NSHEV (Natural Smoke and Heat Exhaust Ventilators), wall mounted remote-controlled opening frames complying with NF EN 12101-2 CE marked.
- They are composed of one traditional frame (standard or with thermal broken profile) and a mechanism with mechanic, electric or pneumatic control.

REGULATION

- OTF is a NSHEV (Natural Smoke and Heat Exhaust Ventilators), certified NF EN 12101-2 and NFS 61 937-1.

PROFILES

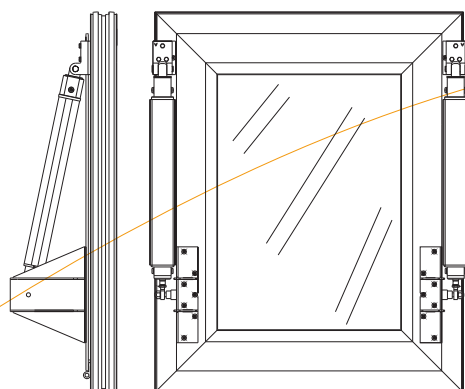
- Standard.
- Thermally broken.
- Adaptation on curtain wall available.

PERFORMANCES

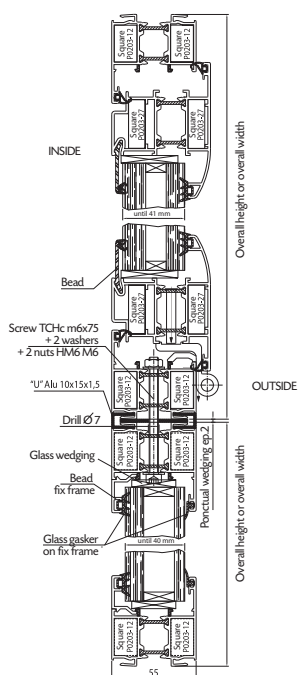
- NSHEV (Natural Smoke and Heat Exhaust Ventilators), conforms to NF EN 12101-2 and NFS 61 937-1.
- Classification Air/water/wind in process according to the current European standards.
- Reliability: Re 1,000 and Re 10,000.
- Aerodynamic value: Cv from 0.5 to 0.6 according to size and opening angle.
- Snow load: SL 250 and SL 500.
- Opaque thermal insulated infill: Ug from 1.9 to 4 W m²/°K
Glass infill: Ug from 2.1 to 5.7 W m²/°K

* Test reports on demand.

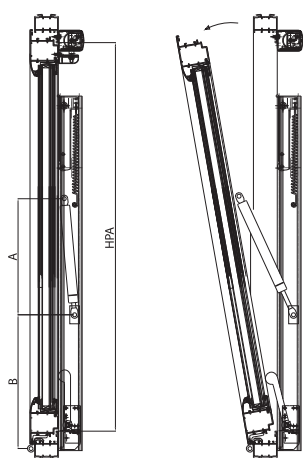
175



OTF face view



Drawing - Assembly of frames



Drawing - Opening only

DIMENSIONS

Dimensions mini and maxi, width and height of body dimension:

- Mini: 550 x 550
Maxi: 1,600 x 1,600 or 2,400 x 1,200.
Weight of opening leaf: 60 kg maxi.
- For side hung ventilators, maximum dimensions are limited to 900 x 1,800 or 800 x 2,400.
Weight of opening leaf: 50 kg.

INFILL

- Glass thickness: mini 8 to 38 mm with the thermal broken profile and from 4 to 34 mm without thermal bridge.
- Thermal or acoustic insulation infill available.
- Maximum opening leaf weight: 60 kg.
- Profile with or without thermal bridge.
- Infill on request (up to 23 kg/m²).
- Specific infill available (thermal or acoustic insulation...).
- Anodized or lacquered coating RAL.
- Different solutions available for wood, steel or PVC frame.

TYPES OF CONTROLS

Vents could be operated:

- Opening only:
 - Electric
 - Pneumatic
- Open/close:
 - Electric
 - Pneumatic
 - Mechanic

OPTIONS

- Thermal releaser.
- Cover hiding the opening system (when mechanical control).
- Open/close switch.

INSTALLATION

- Wall mounted installation.