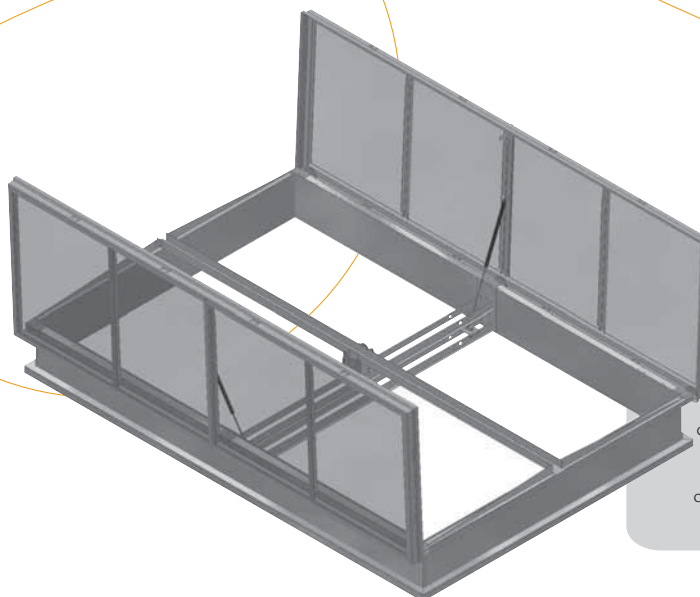


Hexacoif Feu DO

Smoke vents range



NSHEV for renovation application
Double Flaps (Opening only)

Hexacoif Feu DO (two opening flaps) is designed to fit with all kind of existing support (concrete, steel, wood...). The opening can be controlled by thermofuse and/or pneumatic or electric signal (24VE, 24VR, 48VE or 48VR). The closing is done manually from the roof.

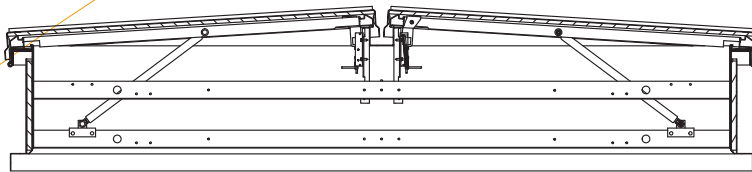
Dimensions

Performances

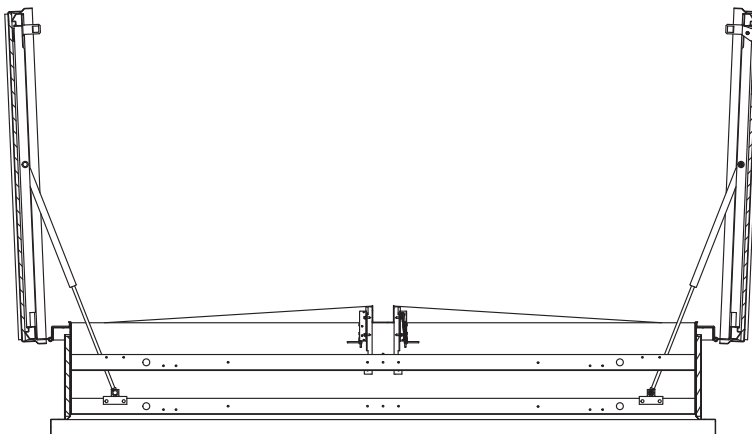
DT = DB l x L in m	Geometrical Area (Av) in m ²	Aerodynamical Area (Aa) in m ²	Filling with PCA 10-16	Filling with Aluminium cover
			Snow load 12,5 daN/m ²	Snow load 12,5 daN/m ²
1,20 x 2,40	2,88	1,15	SL 125	SL 125
1,20 x 2,50	3,00	1,20	SL 125	SL 125
1,20 x 3,00	3,60	1,44	SL 125	SL 125
1,50 x 2,50	3,75	1,50	SL 125	SL 125
1,50 x 3,00	4,50	1,80	SL 125	SL 125
1,60 x 2,50	4,00	1,60	SL 125	SL 125
1,60 x 3,00	4,80	1,92	SL 125	SL 125
1,80 x 1,80	3,24	1,30	SL 125	SL 125
1,80 x 2,50	4,50	1,80	SL 125	SL 125
1,80 x 3,00	5,40	2,16	SL 125	SL 125
2,00 x 2,00	4,00	1,60	SL 125	SL 125
2,00 x 2,50	5,00	2,00	SL 125	SL 125
2,00 x 3,00	6,00	2,40	SL 125	SL 125
Commercial references			For other dimensions, please, consult us.	
DB = dimension at the bottom of the upstand			DT = dimension at the top of the upstand	

Hexacoif Feu DO

Smoke vents range DO



Hexacoif Feu DO in waiting position



Hexacoif Feu DO in safety position

COMPONENTS:

- A metallic upstand in galvanized steel of 150 mm high, which can be installed on all kind of existing support (concrete, steel, wood...).
- This product also allows to transform the original function of an existing skylight, while conserving the existing upstand.
- Two aluminium frames which protects the periphery of dome or PCA.
- A thermofuse integrated in the bolt.
- Two opening flaps locked by electric or pneumatic bolt and controlled by CO₂ or electric box. The opening power is given by gas springs integrated in the system. The opening function is controlled from the floor by sending a pneumatic (CO₂) or electric signal (24 or 48 V).
- The closing is carried out manually from the roof.

FILLING:

- Our standard:
 - PCA 10 mm 4 skins
- In option:
 - PCA 16 mm 7 skins
 - Insulated aluminium cover

For additional details, see the rubric of the options.

Working	Type A
Reliability	Re 1.000
Snow load	SL 125
Low Temperature	T (-15°)
Wind load	WL 1 500 Pa
Resistance to heat	B 300 °C